



EARTHQUAKES AND TSUNAMIS

PRE-ELEMENTARY SCHOOL TEXTBOOK

**SERVICIO HIDROGRAFICO Y OCEANOGRAPHICO DE LA ARMADA DE CHILE
INTERGOVERNMENTAL OCEANOGRAPHIC COMMISSION
INTERNATIONAL TSUNAMI INFORMATION CENTER**

EARTHQUAKES AND TSUNAMI

PRE- ELEMENTARY SCHOOL TEXTBOOK

ABOUT THE TEXTBOOK

This book is the result of both the implementation of Recommendation ITSU-XIII.3 of the Thirteenth Session of the International Co-ordination Group for the Tsunami Warning System in the Pacific, and the work of several education experts. An ad-hoc Working Group headed by H. Gorziglia (Chile), revised the work done by the experts who were partially funded by the Intergovernmental Oceanographic Commission.

PREPARED BY SUPERVISED BY

Yolanda Cañete Martínez Rosenda Espinoza*
Liliana Delgadillo Vera*
Blanca Ledesma Levill**

ADAPTED BY

Gilda Medel Salvador
Yarimy Arcos González***

EDITORIAL ASSISTANCE


*Leopoldo Toro, Designer
Servicio Hidrográfico y Oceanográfico de la Armada, Chile*

REVIEWERS

*Margot Recabarren**, Education Expert
Hugo Gorziglia, Director
Servicio Hidrográfico y Oceanográfico de la Armada, Chile*


() Secretaría Regional Ministerial de Educación, Valparaíso, Chile*

*(**) Dirección de Educación de la Armada, Chile*




CHAPTER I


SHAPES AND MOVEMENTS OF THE WATER



HELLO! HERE WE ARE...




Johnny Shaking and Tommy Tsumi




Dress with the national costume and color.

SHAPES AND MOVEMENTS OF THE WATER

- Color the water



MOVEMENTS OF THE WATER

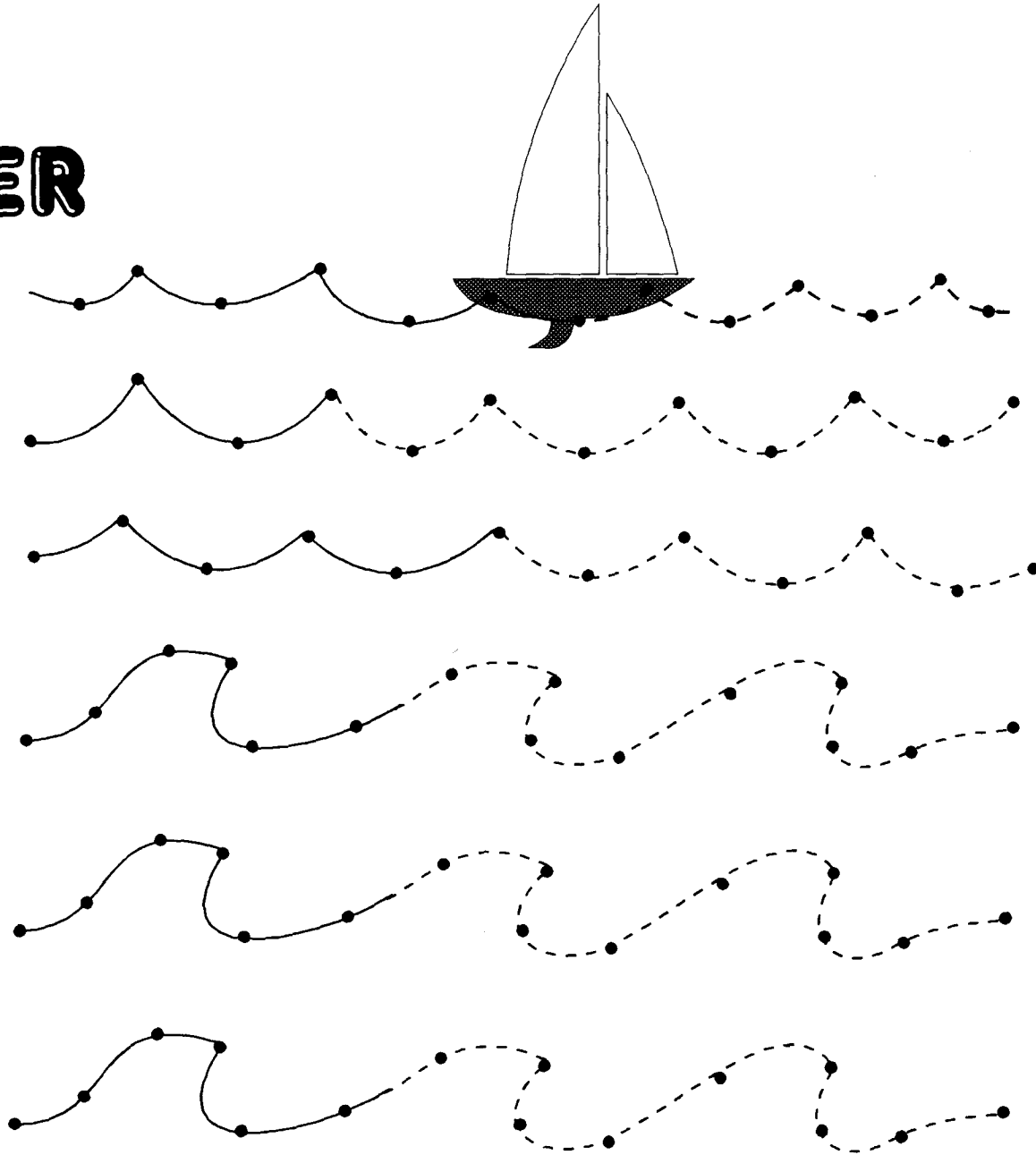
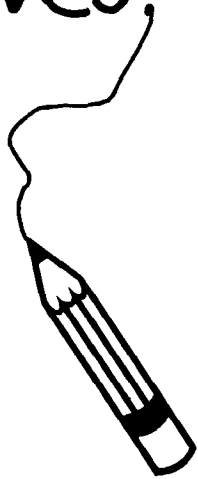


Join
the traces
of waves.




MOVEMENTS OF THE WATER


Join
the dots
to show
the waves,



USEFULNESS OF WATER


- Describe the drawings
- Tell experiences
- Color





CHAPTER II



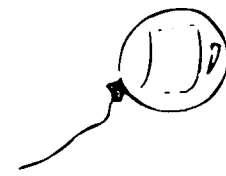

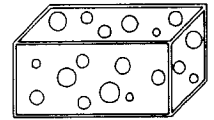
PERMEABILITY AND BUOYANCY



- Cut out the pictures at the bottom of the page.

- Stick permeable elements under umbrella.


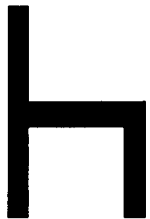



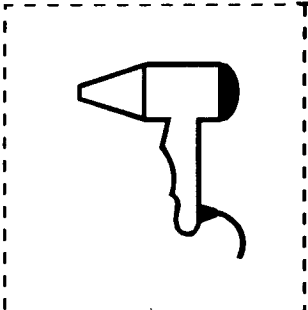

- Stick waterproof elements on the umbrella.




- Cut out the pictures at the bottom of the page.

- Stick floating elements on the sailboat.


- Stick non-floating elements under the sailboat.






CHAPTER III

**LIFE
STYLES
AT
DIFFERENT
SETTINGS**






Mark
the way
of each
animal
to reach
home.



Look for
the shortest
way
to the hill.

...if you are at the beach
...if you are at the school





Mark the shortest way
to reach the hill.





- Invent a tale about Johnny Shaking.
- Put the drawings in order.



METEOROLOGICAL PHENOMENA






TALE: "THE VAIN MOUSE"

- Cut out and order the drawings in a logical sequence..



UNFINISHED TALES



When traveling
by sea
swimming fishes
are seen
if I go sailing
what shall
I take...?



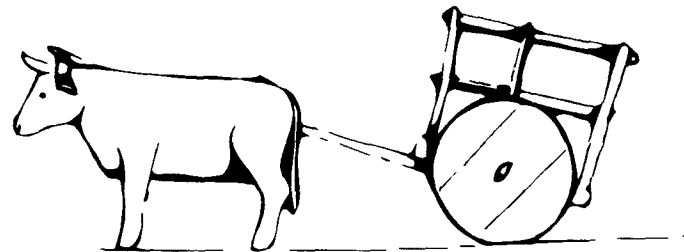


When I travel
through the sea
by ship,
sailboat or motorboat
I can navigate.
With the
merry-go-round
of the waves
I move endlessly.

How good is to enjoy
a nice walk in the country
riding a horse,
but I could be late.
What shall I take
to arrive sooner...?


By car I can reach everywhere.



If I take a...
I could be late,
I can use a bike,
a skateboard
or simply walk,





and up to the top of the hill,
in time I will arrive.





CHAPTER IV


EARTHQUAKES AND TSUNAMIS








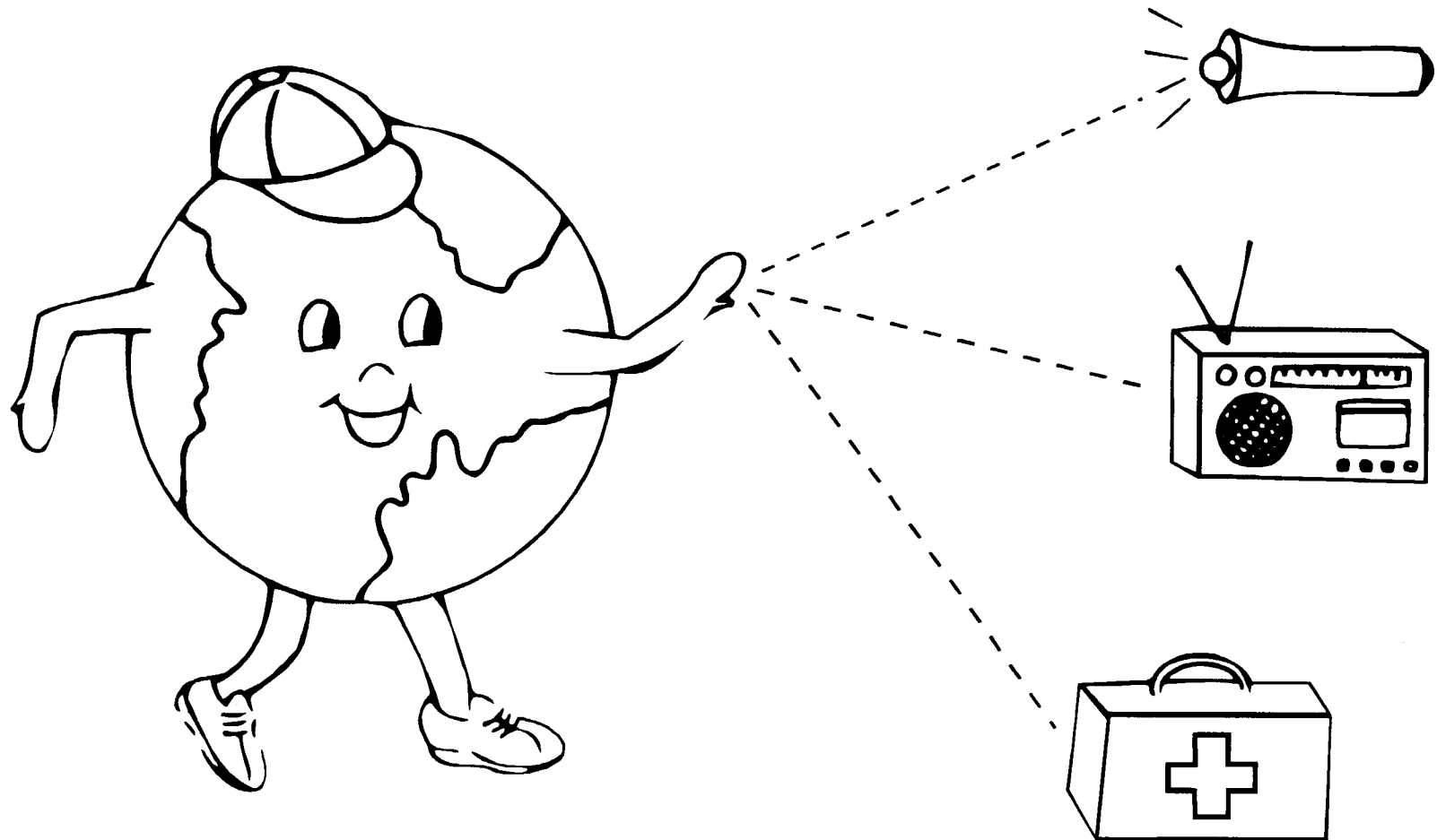



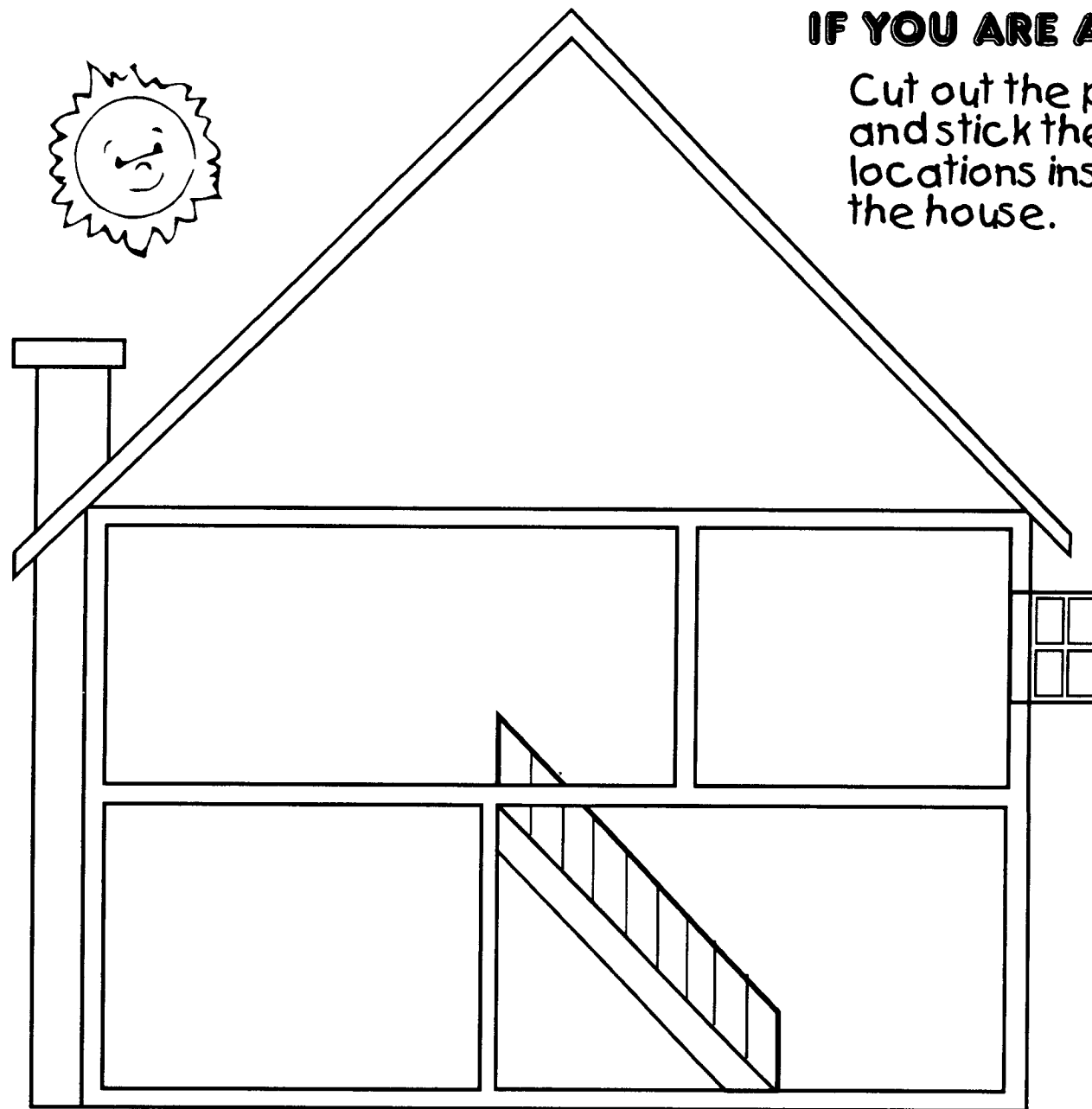


CHAPTER V




HAZARDS PREVENTION









**IF YOU ARE AT HOME...**

Cut out the pictures
and stick the safe
locations inside
the house.




IF YOU ARE AT THE SCHOOL...


- Cut out the pictures and stick the safe locations on the teacher's blackboard.




- Do not ignore the announcements of a tsunami.
- Join the dashes to show the tsunami.
- Circle with a colored pencil the children who are reacting correctly.




- Mark with a colored pencil the shortest way from the school to the hill.
- Color the tsunami waves.





HERE WE SAY... GOOD-BYE!!



Johnny Shaking and Tommy Tsumi